

VEHICLE MILES TRAVELED

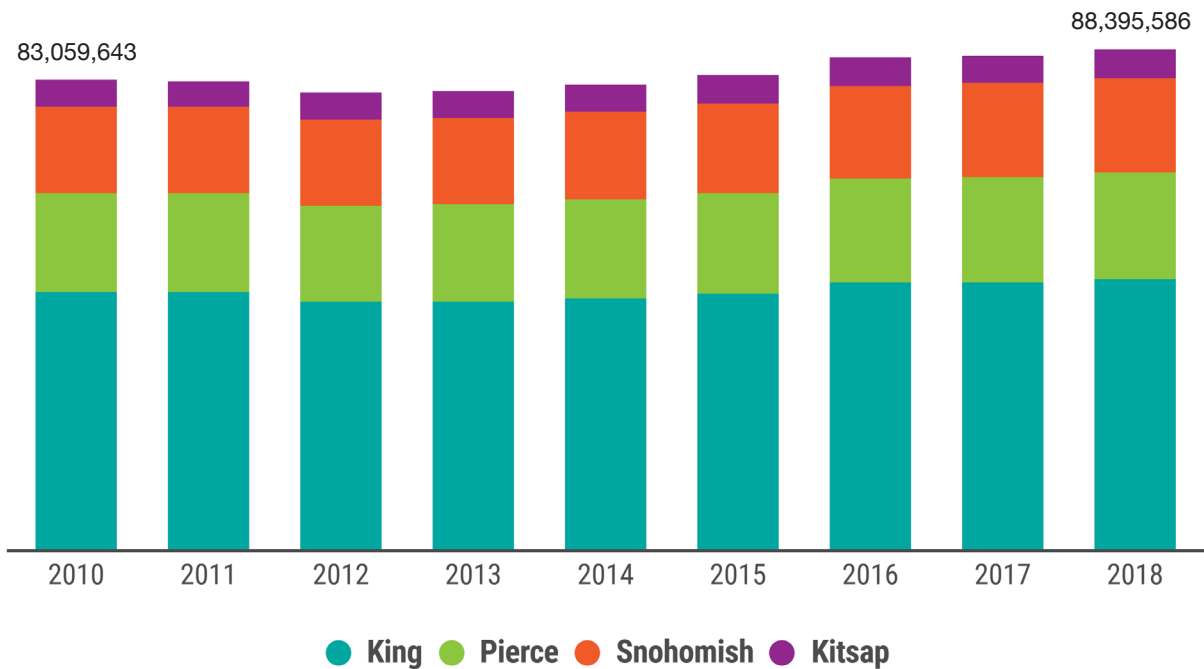
Total daily vehicle miles traveled up slightly, but per person miles continue to decline

The daily vehicle miles traveled (VMT) in the central Puget Sound region totaled 88.4 million, an increase of 1.2% between 2017 and 2018. This increase continues a trend observed over the last few years.

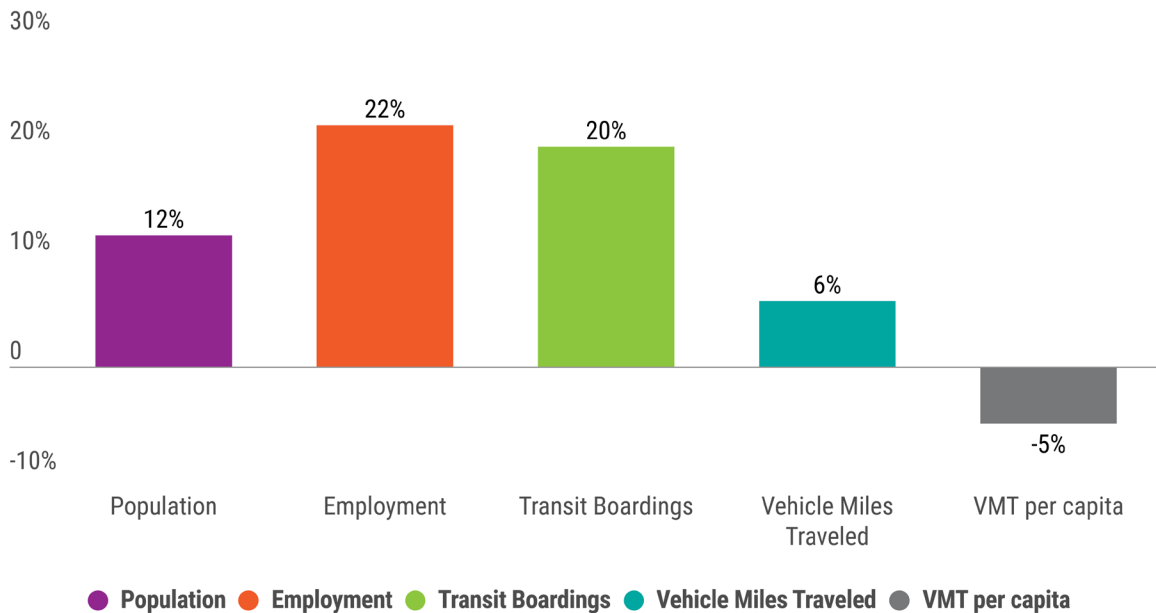
A breakdown by county shows a similar trend of modest growth in VMT. Snohomish County had the lowest increase in VMT between 2017 and 2018 at 1%. Both King County and Pierce County saw a 1.2% increase, while Kitsap County saw a 2% increase in total VMT during the same time period.

From 2010 to 2018, total daily vehicle miles in the region grew at a much slower rate than population or employment. As VMT grew by 6%, population grew by 12% and employment by 22%. Transit boardings in the region increased 20% during this period.

Daily Vehicle Miles Traveled



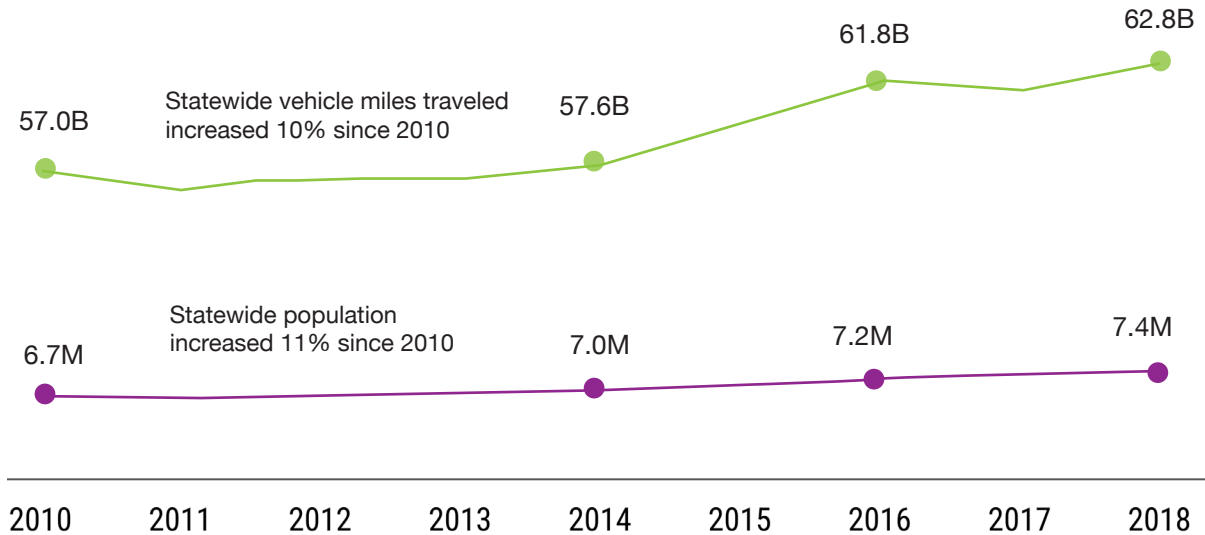
Population, Employment, Transit Boardings and VMT in the Central Puget Sound Region, 2010-2018



While total VMT saw a slight increase, the daily VMT per person in the region decreased 0.5% between 2017-2018. Since 2010, the daily VMT per person has decreased 5% which is significant in the context of increasing population and employment in the region. The 2018 estimate of 21.4 miles daily VMT is well below the peak of 24 miles per person per day in the late 1990s.

What about the state as a whole?

Statewide Vehicle Miles Traveled and Population, 2010–2018



Similar to the increase seen in the region, the total VMT around the state saw a 2% increase between 2017-2018. This increase is consistent with steady growth in VMT across the state in the last few years except for a minor decrease in 2017.

However, unlike the region, the growth in VMT across the state is fairly on par with population growth. Since 2010, the VMT across the state increased 10% while population in the state increased 11%.

Data Sources:

Regional VMT: WSDOT Highway Performance Monitoring System (HPMS)

Statewide VMT: FHWA Office of Highway Policy Information, https://www.fhwa.dot.gov/policyinformation/travel_monitoring/tvt.cfm

Transit Boardings - National Transit Database Monthly Adjusted Release, January 2019, <https://www.transit.dot.gov/ntd/data-product/monthly-module-adjusted-data-release>

Population: OFM, April 1, 2018 Population of Cities, Towns and Counties

Employment: ESD, WA Employment Estimates (seasonally adjusted) April 2018