

VISION 2050

2022 OFM GMA Projections, Land Use Forecast, and Growth Targets Update

February 16, 2023

Regional Staff Committee



Puget Sound Regional Council

Overview

- OFM Growth Management Act Projections
- PSRC Forecast Product
- Growth Targets

OFM + 2044 Growth Targets

- First major local implementation step for VISION 2050
- Growth targets establish population and employment growth for comprehensive plans
- Given the planning schedule, counties adopted targets in 2021-22 based on regional macroeconomic forecast and the 2017 GMA range
- 2022 OFM GMA Projections published at the end of the year
- Substantial consistency between 2017 and 2022 projection series

Regional Comparison

Projected 2044 Population

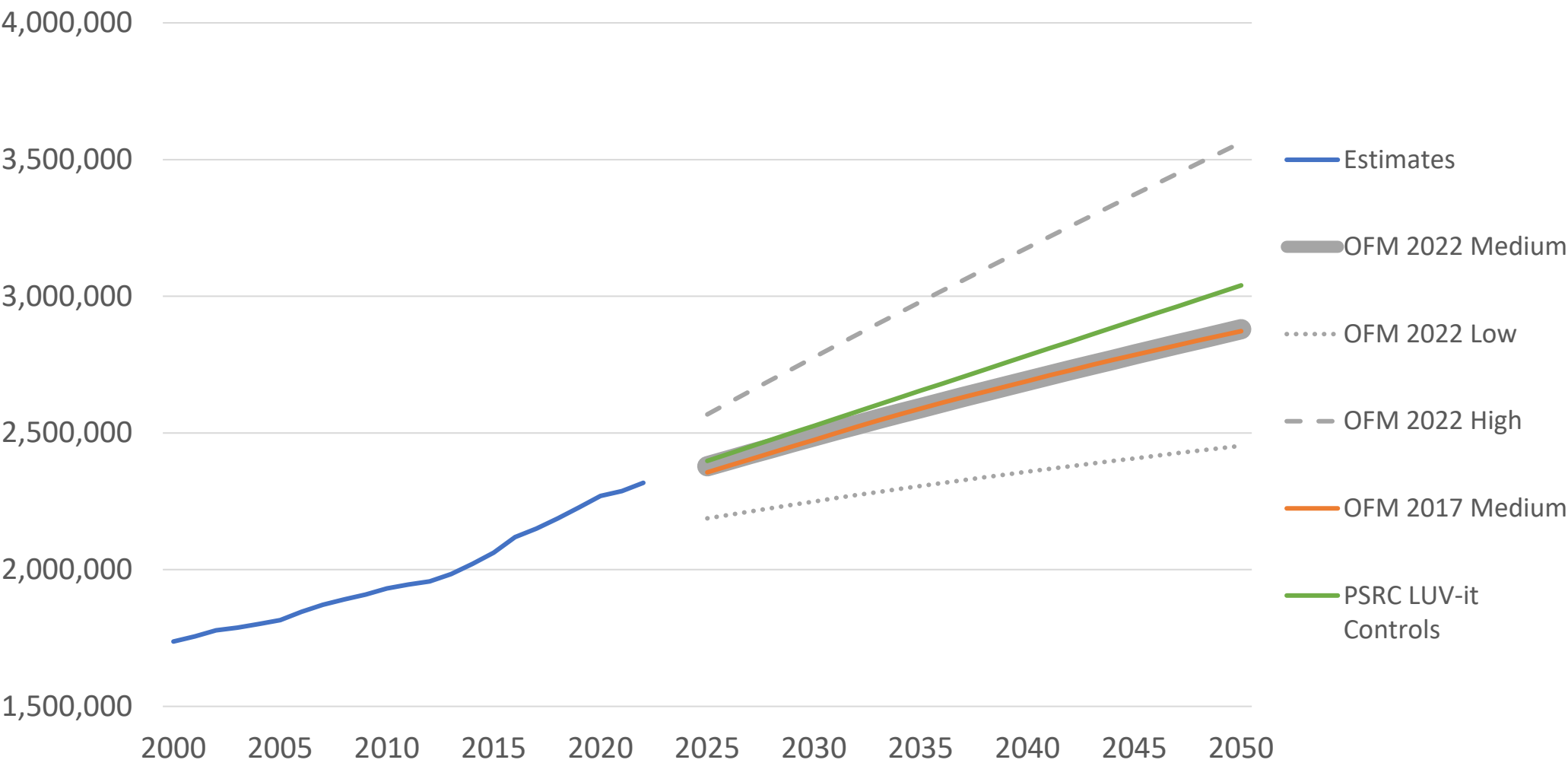
	OFM 2022 Medium Projections	Difference OFM 2022 v. 2017	Percent Difference OFM 2022 v. 2017	PSRC 2018 Regional Forecast	Difference PSRC 2018 v. OFM 2022	Percent Difference PSRC 2018 v. OFM 2022	PSRC LUV-it County Control Totals	Difference LUV-it v. OFM 2022	Percent Difference LUV-it v. OFM 2022
King	2,767,755	676	0.0%				2,885,825	118,070	4.3%
Kitsap	324,969	-6,833	-2.1%				346,558	21,589	6.6%
Pierce	1,137,547	21,311	1.9%				1,196,798	59,251	5.2%
Snohomish	1,079,441	-11,316	-1.0%				1,137,607	58,166	5.4%
Region Total	5,309,712	3,838	0.1%	5,525,074	215,362	4.1%	5,566,788	257,076	4.8%

Projected 2050 Population

	OFM 2022 Medium Projections	Difference OFM 2022 v. 2017	Percent Difference OFM 2022 v. 2017	PSRC 2018 Regional Forecast	Difference PSRC 2018 v. OFM 2022	Percent Difference PSRC 2018 v. OFM 2022	PSRC LUV-it County Control Totals	Difference LUV-it v. OFM 2022	Percent Difference LUV-it v. OFM 2022
King	2,879,176	6,610	0.2%				3,039,863	160,687	5.6%
Kitsap	335,268	-8,609	-2.5%				364,295	29,027	8.7%
Pierce	1,186,146	26,887	2.3%				1,265,715	79,569	6.7%
Snohomish	1,138,649	-658	-0.1%				1,215,020	76,371	6.7%
Region Total	5,539,239	24,230	0.4%	5,823,165	283,926	5.1%	5,884,892	345,653	6.2%

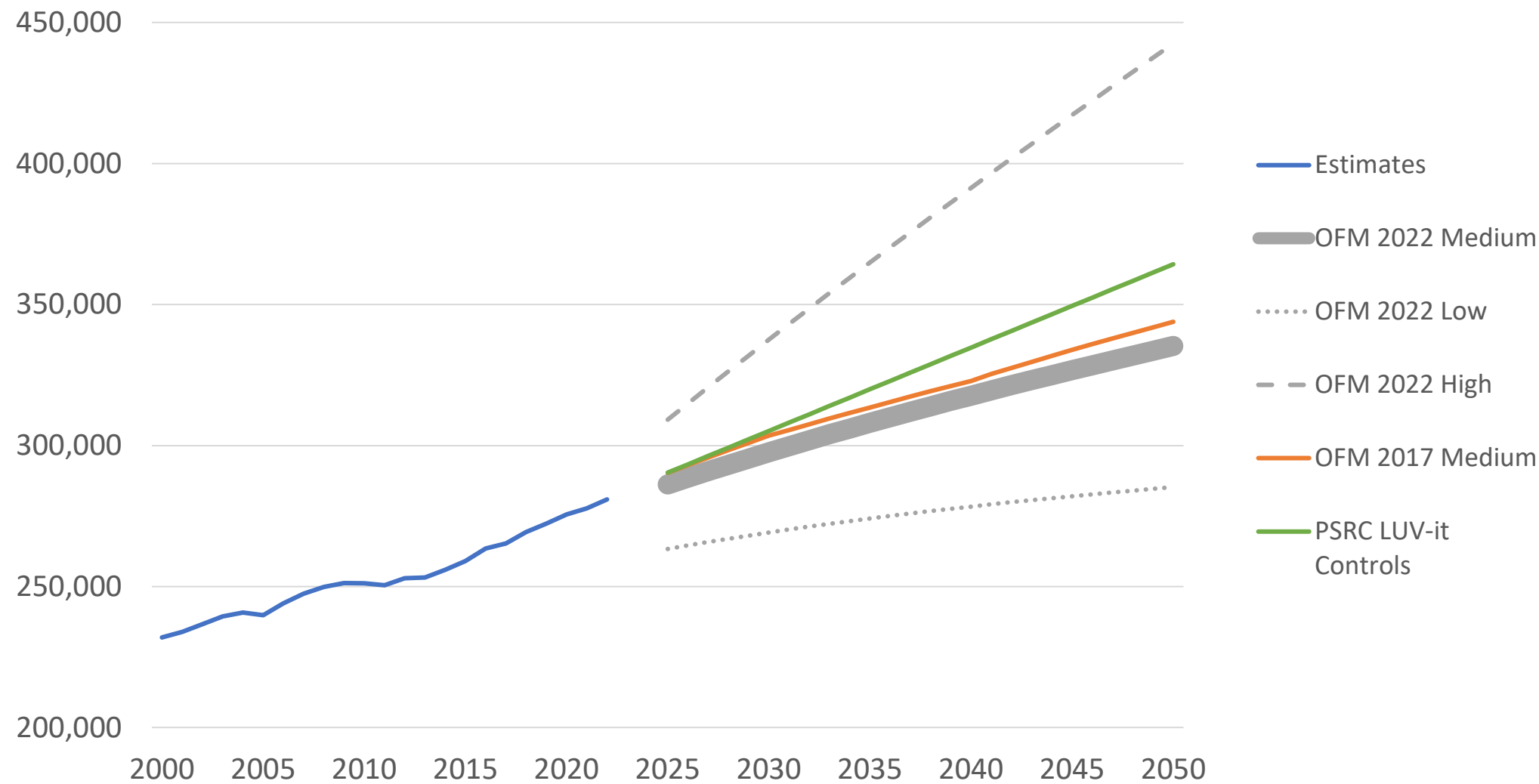
King County

King County - Population Projections to 2050



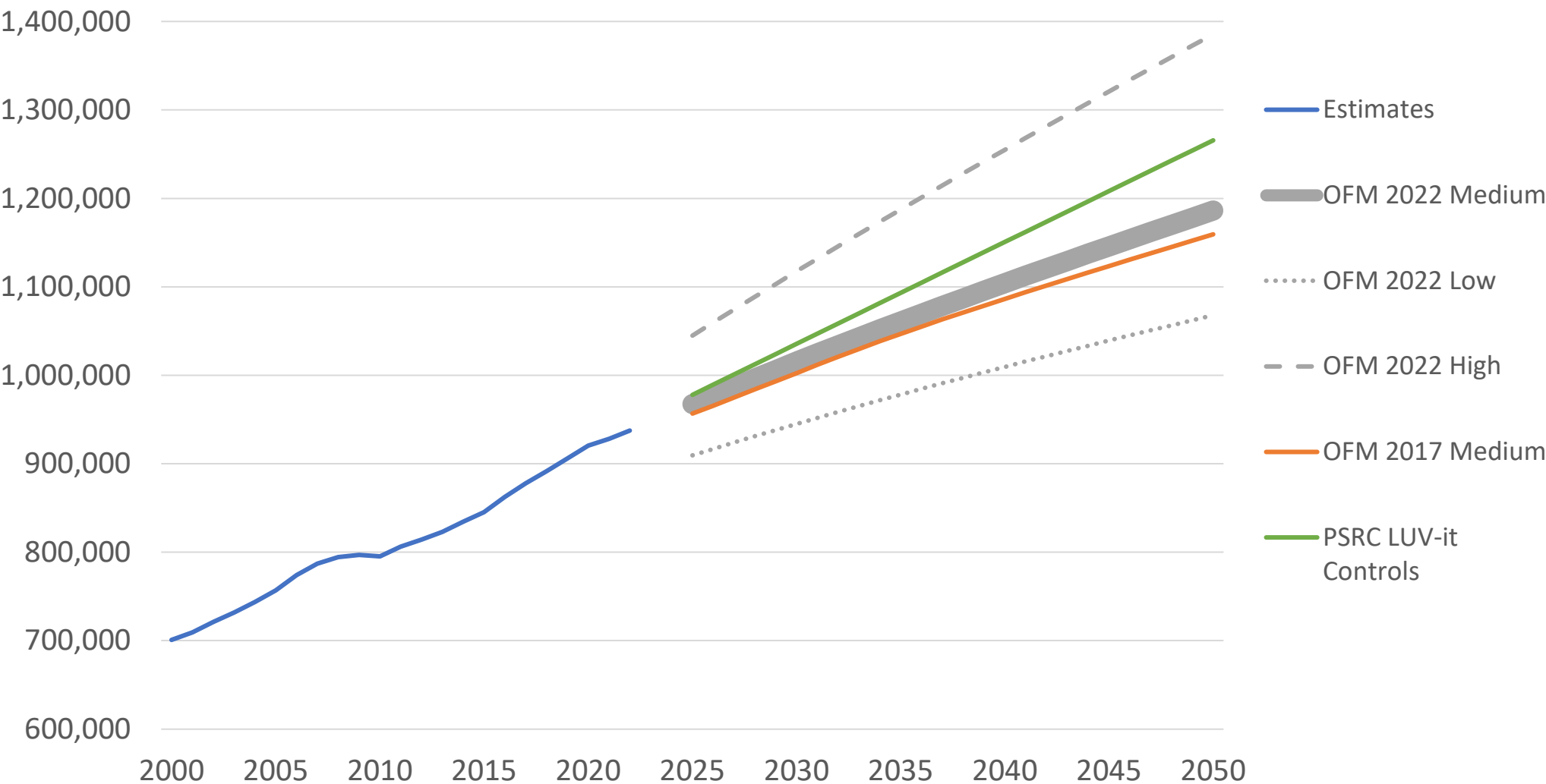
Kitsap County

Kitsap County - Population Projections to 2050



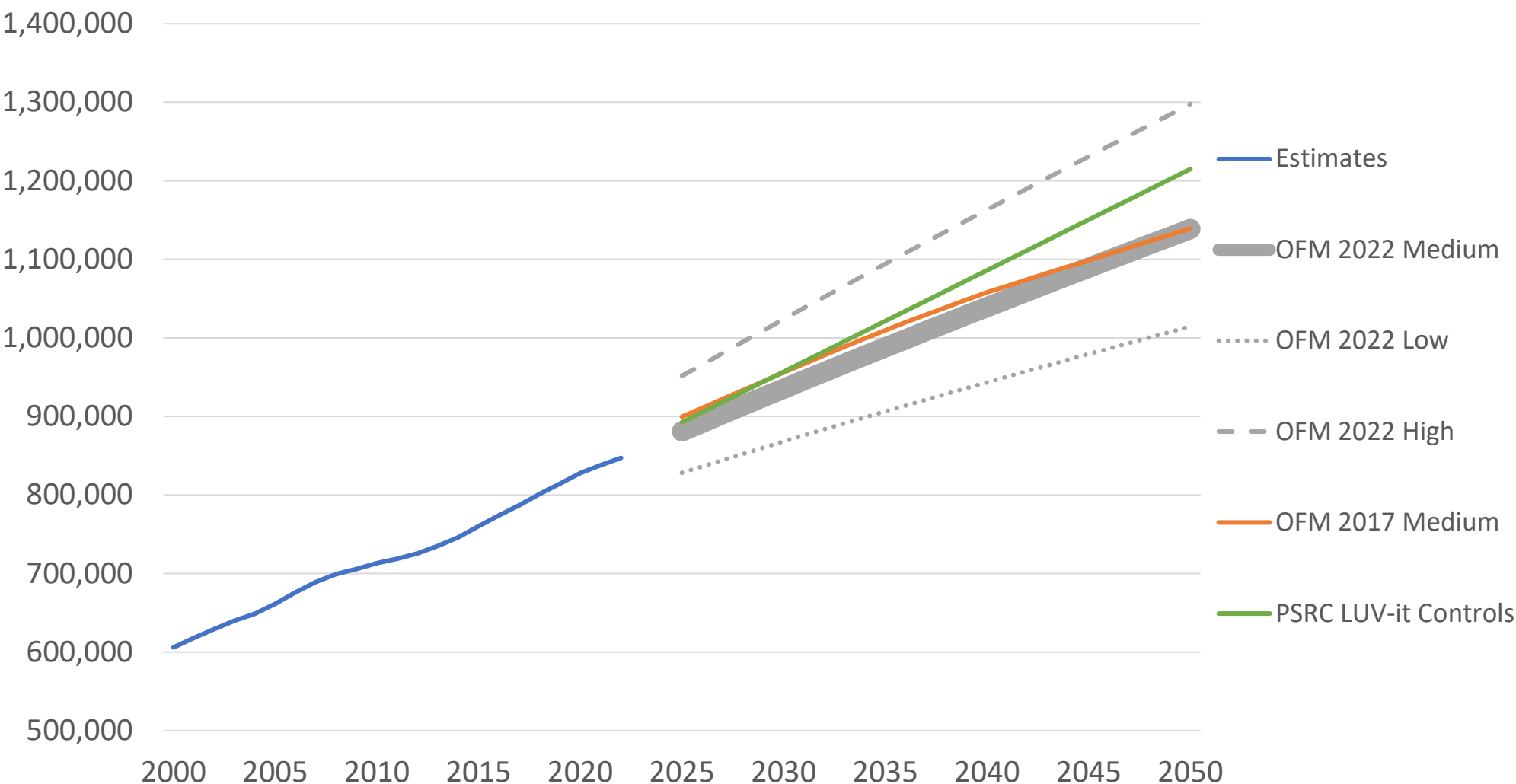
Pierce County

Pierce County - Population Projections to 2050



Snohomish County

Snohomish County - Population Projections to 2050



Growth Target Guidance



Recommended Process for Addressing 2022 OFM Population Projections:

- Develop targets based on VISION macroeconomic forecast
- Ensure the county control total used to develop population targets remains within the OFM range
- If the 2022 projections suggest adjusting the county control totals, coordinate through PSRC's Land Use Technical Advisory Committee

LUTAC met in late January 2023

Forecast Product for Modeling



Land Use Vision (LUV-it) Growth Projections

Policy-directed land use projection:

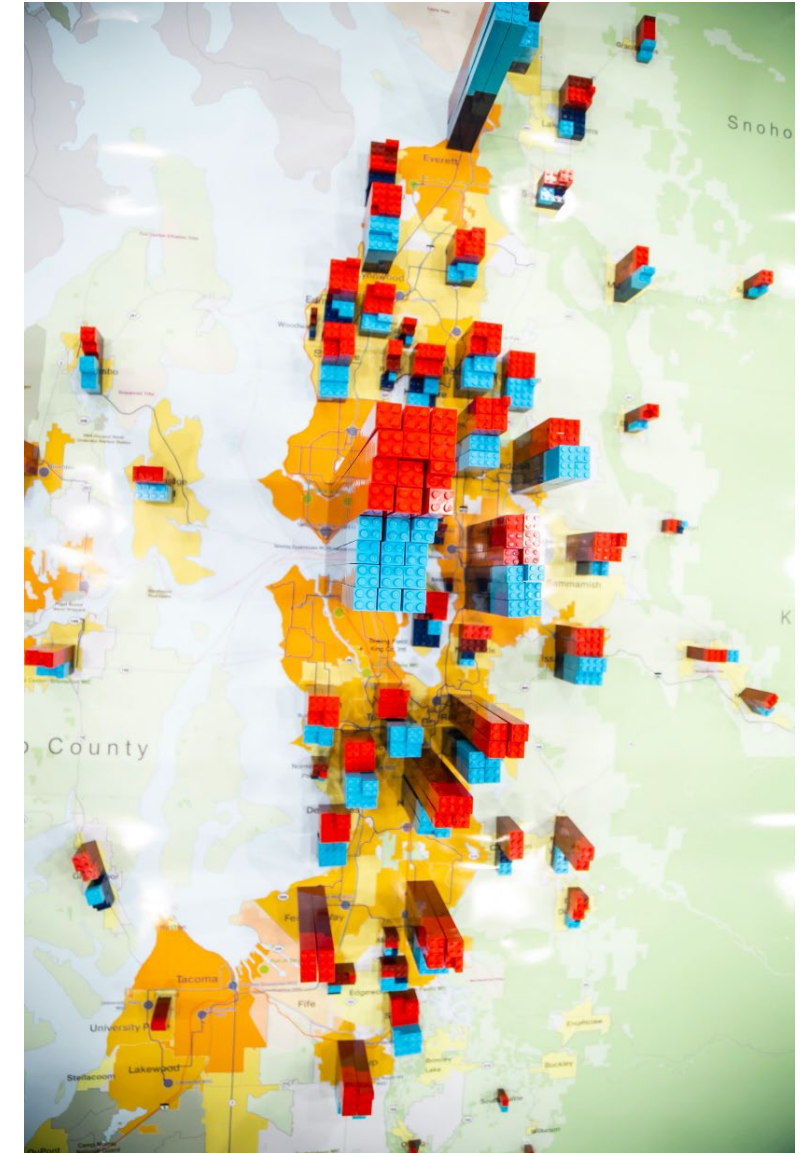
- Consistent with new growth targets & Regional Growth Strategy
- 2050 horizon and 5-year intermediate outputs (including 2044)
- Reflects 2022 Regional Transportation Plan system plans

Intended uses:














- Travel modeling and analysis inputs for comprehensive plan updates

Expected release:

- March 2023
- Contact Mark Simonson (MSimonson@psrc.org) with questions



Growth Target Development

	King	Kitsap	Pierce	Snohomish
Data development & discussions				
Countywide review/ recommendation				
County action/start ratification				
City ratification				

Growth Target Development

- Compared to VISION 2040, much closer alignment between the Regional Growth Strategy and countywide growth targets
- New and expanded role for Core Cities and High Capacity Transit Communities
- Lingering challenges with higher growth planned for Cities & Towns and Urban Unincorporated
- Implementation challenge to reduce rate of rural growth, support significant growth in Metro and Core cities, particularly outside of King County



Liz Underwood-Bultmann, AICP
Principal Planner
Lunderwood-Bultmann@psrc.org

Carol Naito
Program Manager
CNaito@psrc.org

Thank you

