

Equity Tracker

Development Updates

Equity Advisory Committee
2023 June 1

Brian H. Y. Lee, Ph.D.
Program Manager

Mary Richards
Associate Planner



Puget Sound Regional Council





The Equity Tracker Project: Recap

- Brief background & purpose
- Key product elements
- Previous engagements with EAC Members

Recent Developments

- Progress since Oct EAC meeting
- Data indicator template

Next Steps

The Equity Tracker Project



Regional Equity Strategy



Capacity Building

Learning Opportunities
Prioritizing Equity
Inclusive Procurement
Hiring and Retention



Community Engagement

Equity Advisory Committee
Anti-Displacement Organizations
Inclusive Engagement Guidance



Data and Research

Equity Analyses
Equity Tracker
Legacy of Structural Racism
Data & Analysis



Best Practices

Equity Impact Tool
Equity Planning Resources

Elements of the Equity Tracker project



Primary goals

- Measure life outcomes & highlight disparities between communities: **Data**
- Track performance over time in closing equity gaps
- Publicly hold PSRC & its partners accountable

Key takeaways from peer reviews

- Foundation based on **VISION 2050**
- Systematic & rigorous evaluation of data & sources
- Uses: first info provision, then data sharing
- Provide **context** & point toward **solutions**

Engagements with EAC members



2002

- FEB** EAC meeting: Introduced Equity Tracker
Members expressed interests to:
- Learn more about **data, context, solutions**
 - **Review draft** product & provide feedback via **surveys**
- APR** EAC meeting: Discussed **data, context, solutions**
- MAY** Invited members to **review draft** webpages & respond to **survey** focused on **data, context, solutions**
- AUG** Ended **review** & **survey** (new PSRC website launched)
- OCT** EAC meeting: Discussed feedback from **review** & **survey**; reported on development progress

Recent Developments



Progress since Oct EAC meeting



On-going work

- Data preparation & research (recent efforts on climate, criminal justice system, economy, environment, health, housing)
- Coordination with other data tracking projects (e.g., Regional Transportation Plan dashboard, Housing Monitoring)

Completed tasks

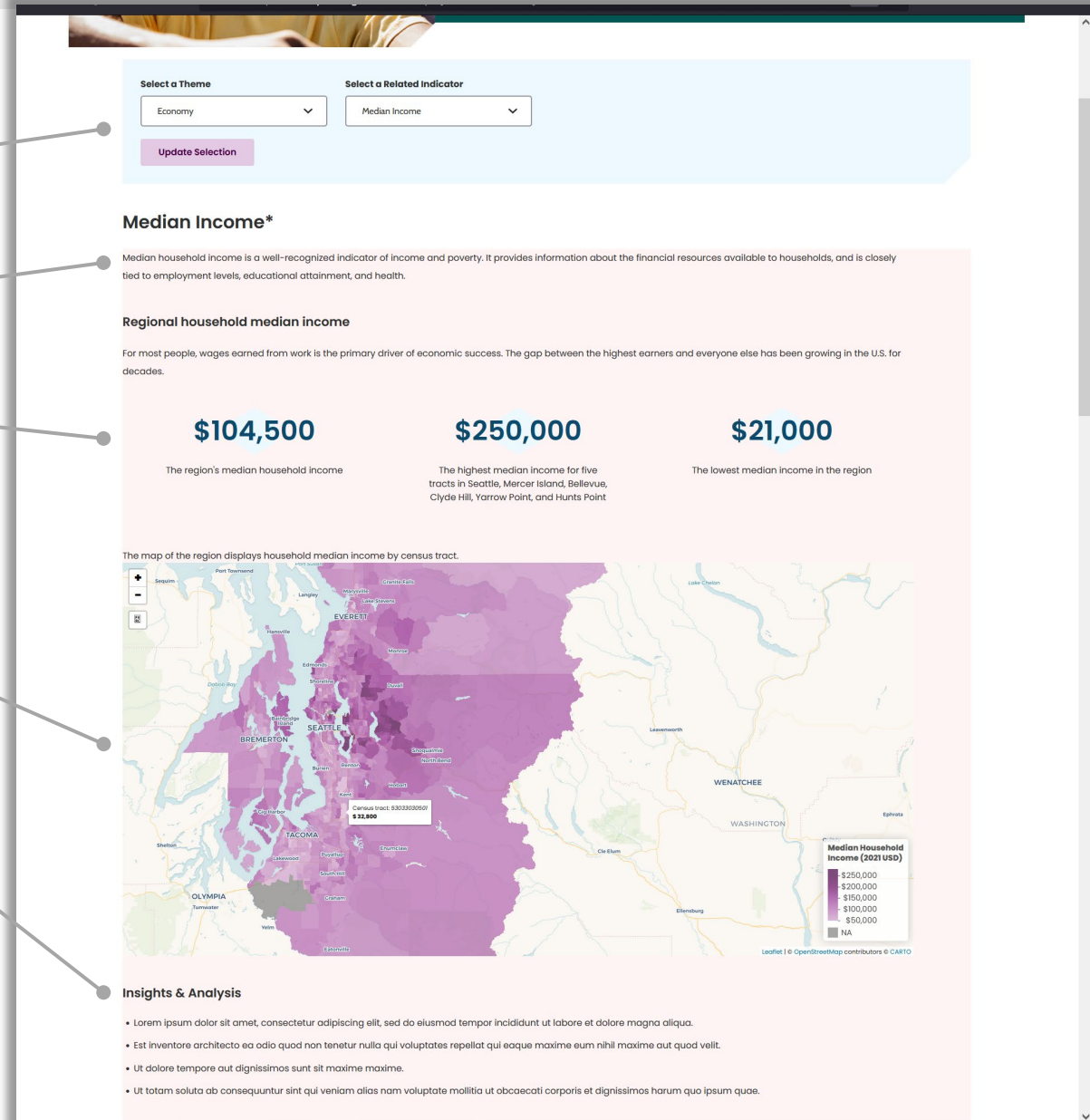
- Expanded PSRC website design for data-focused pages
- Developed **template** for each data indicator (outcome measure)

Data indicator template



Top: Current conditions

- Navigation
- Brief explanation
- Regional highlights (three callouts)
- Interactive map
- Key takeaways

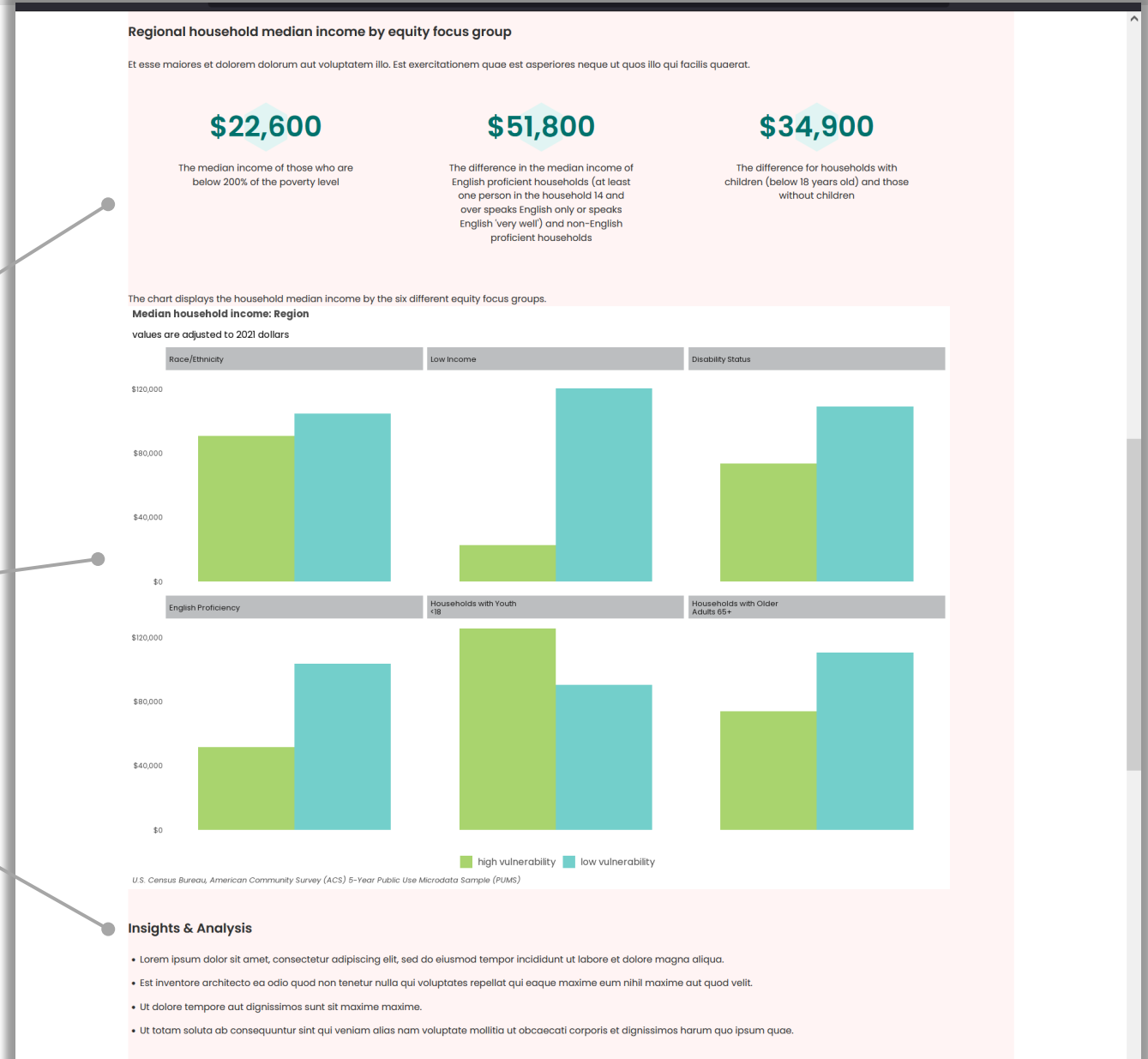


Data indicator template



Middle: Current gaps
(race/ethnicity, income, disability, linguistic isolation, youth, older adults)

- Disparity highlights (three callouts)
- Charts showing outcome gaps
- Key takeaways
- Region & counties

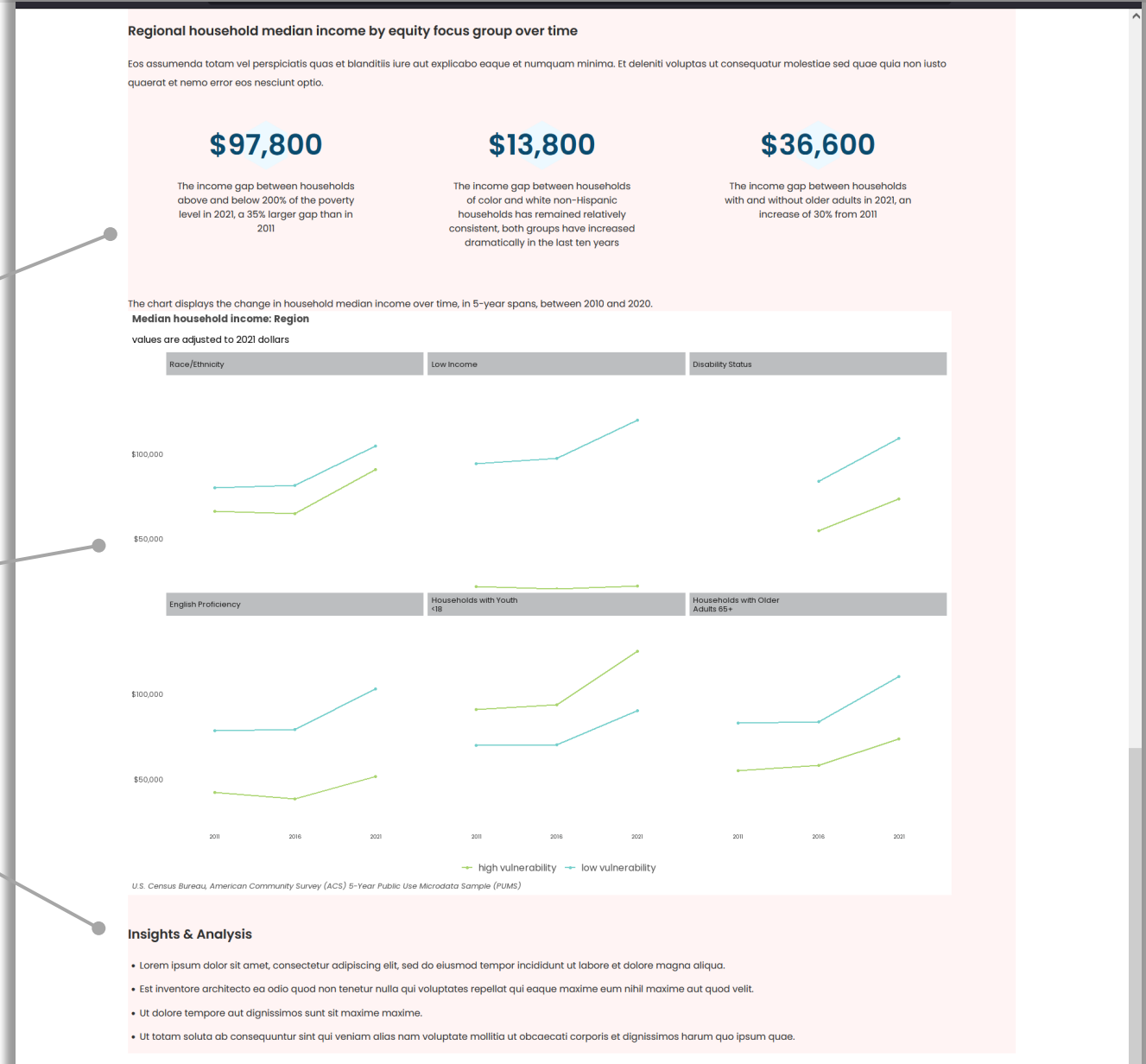


Data indicator template



Bottom: Trends (race/ethnicity, income, disability, linguistic isolation, youth, older adults)

- Trend highlights (three callouts)
- Charts showing gaps over time
- Key takeaways
- Region & counties



Next steps





- Review content with subject matter experts:
next two months
- Next version of Equity Tracker webpages:
anticipated by fall

Thank you!

Brian H. Y. Lee, Ph.D.
Program Manager
blee@psrc.org

Mary Richards
Associate Planner
mrichards@psrc.org



Puget Sound Regional Council