



Puget Sound Passenger-Only Ferry Study

April 15, 2020 Webinar

King
W

ALL AMERICAN
MARINE
CORPORATION

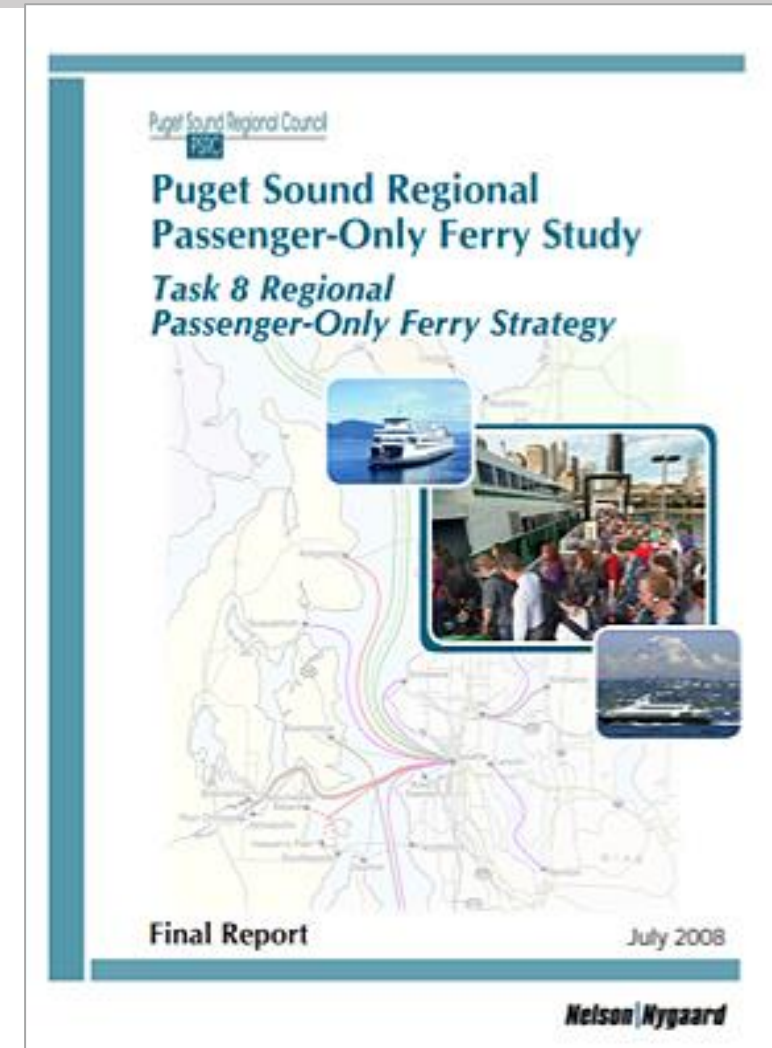


Puget Sound Regional Council

Crew
only

2008 PSRC Passenger-Only Ferry Study

- Evaluated market opportunities for passenger-only ferries.
- Identified viability of routes—both existing and potential.
- Implementation considerations including vessel and facilities recommendations.
- Regional roles and action steps.
- Study led to the system in service today.



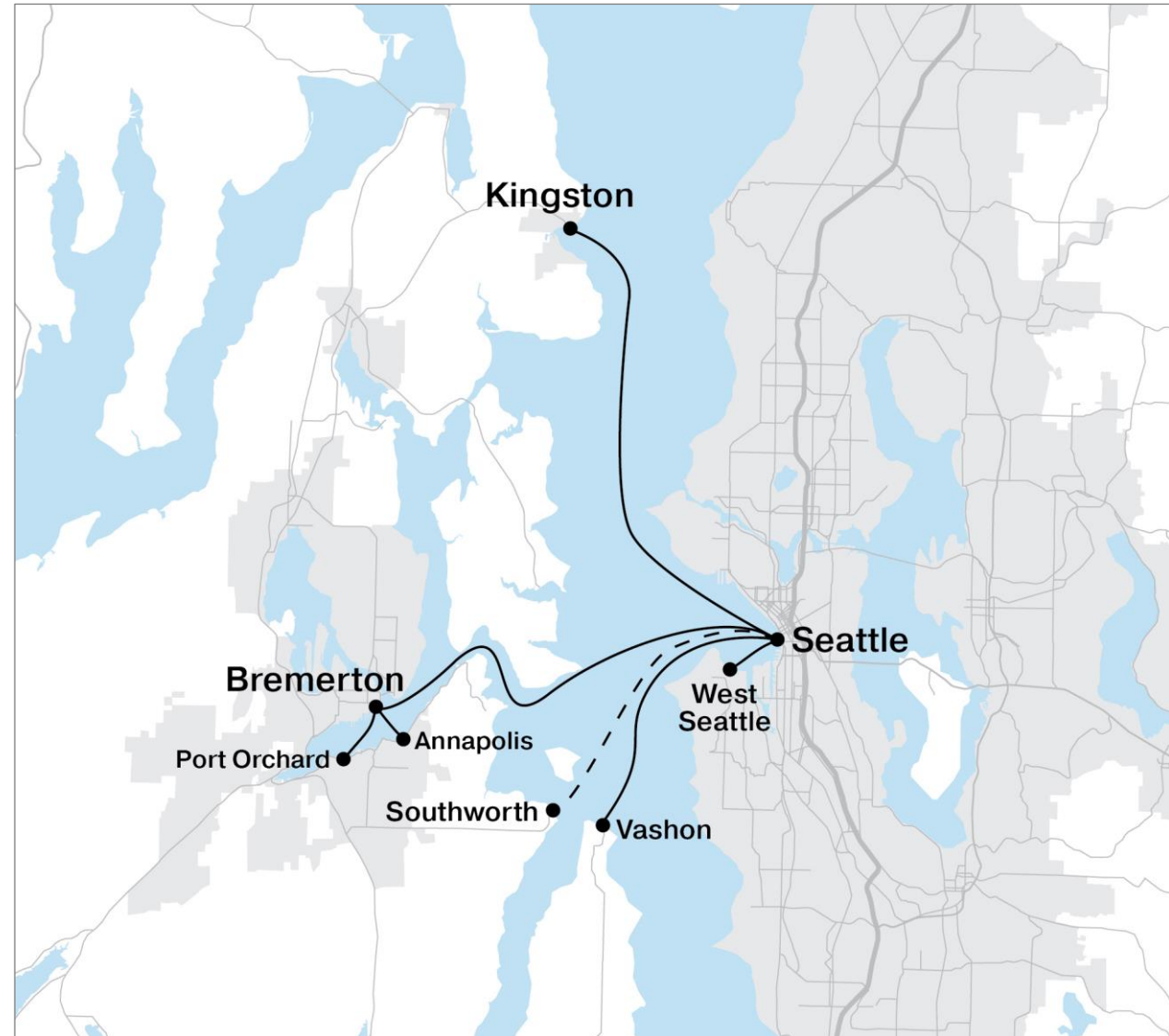
Current Puget Sound Passenger-Only Ferry Routes

Kitsap Transit

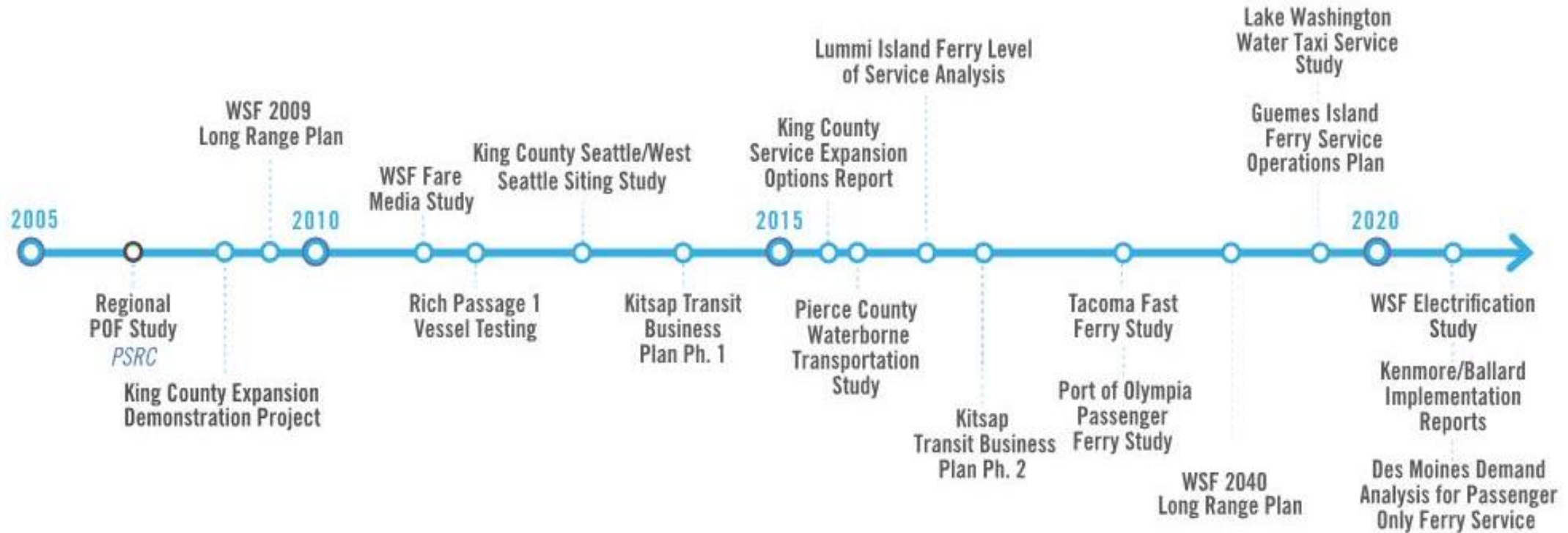
- Bremerton – Port Orchard (12 mins)
- Bremerton – Annapolis (5 mins)
- Bremerton – Seattle (30 mins)
- Kingston – Seattle (39 mins)
- Southworth – Seattle (23 mins in 2020)

King County

- Vashon – Seattle (22 mins)
- West Seattle – Seattle (10-15 mins)

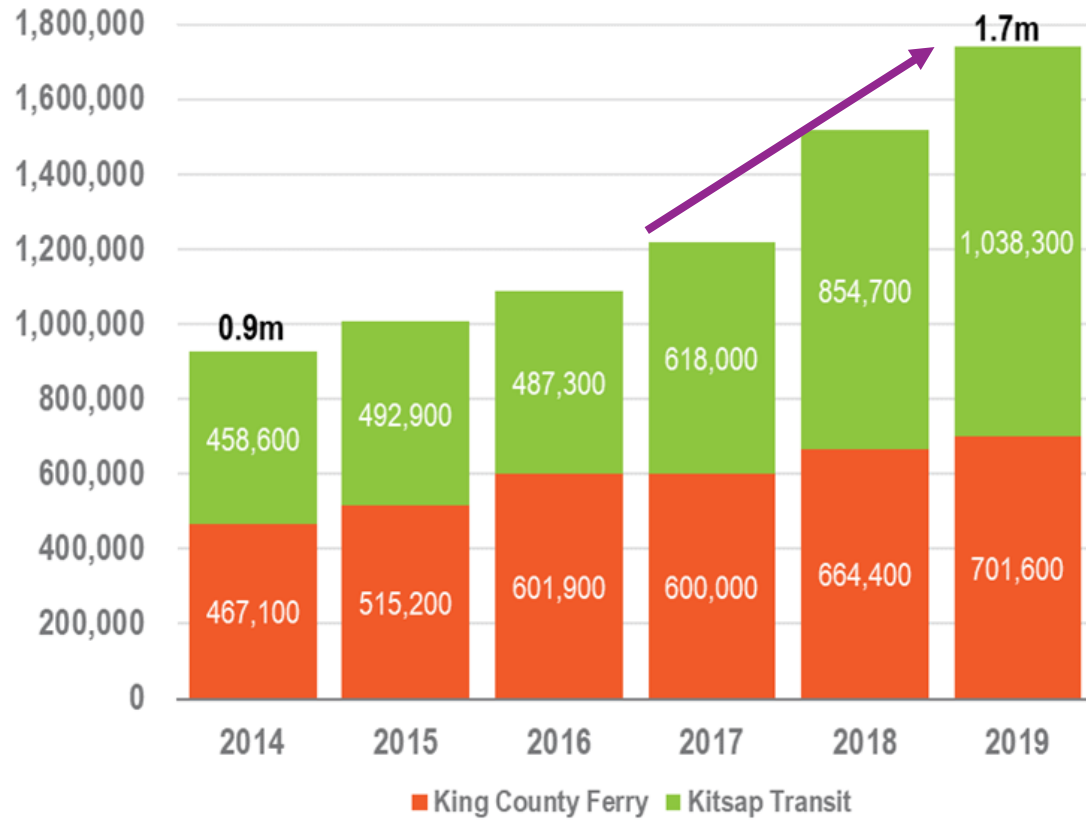


Expansion of Passenger-Only Service and Planning



Puget Sound Passenger-Only Ferry Ridership

6-Year POF Ridership, 2014 to 2019



Note: Bremerton-Seattle Fast Ferry launched in July, 2017 and Kingston-Seattle Fast Ferry in November, 2018.



2020 Puget Sound Passenger-Only Ferry Study



Overview of Project Scope:

- 12-County Puget Sound Region, including Lake Washington and Lake Union
- Analyze potential new passenger-only routes:
 - Terminal locations and capacity
 - Passenger demand/ridership
 - Capital and operating elements
- Assess environmental aspects of POF service
- Conduct early, inclusive, and continuous outreach



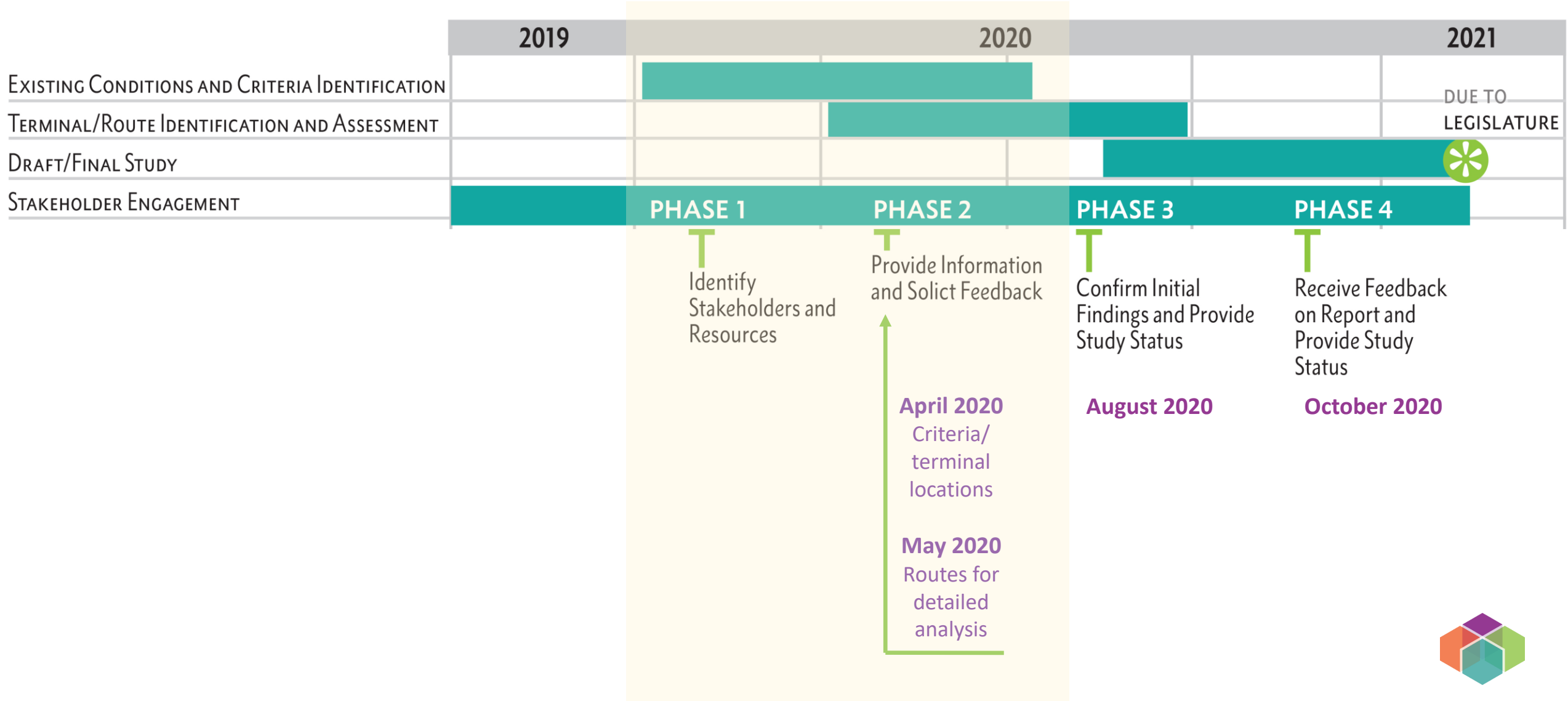
Progressions
Sawyer & Associates Consulting



LUND FAUCETT



Study Schedule



Engagement Tools and Resources

Project Website	https://www.psrc.org/our-work/puget-sound-passenger-only-ferry-study-underway
Stakeholder Database	<ul style="list-style-type: none">• Please help us by providing contacts!
PSRC	<ul style="list-style-type: none">• Committees• Previous POF Study• Listserv(s)• Social media• E-newsletter
Partners	<ul style="list-style-type: none">• Webpages / E-newsletters• Social media• Listserv(s)
Meetings	<ul style="list-style-type: none">• Webinars / updates at re-occurring virtual meetings
News Media	<ul style="list-style-type: none">• Releases around milestones• Social media



Existing Conditions and Trends Analysis

Passenger Ferry Studies

- Des Moines Demand Analysis for Passenger-Only Ferry Service
- Guemes Island Ferry Operations & Service Analysis
- King County Expansion Demonstration Project
- King County Service Expansion Options Report
- King County Ballard Water Taxi Route Implementation Report
- King County Kenmore Water Taxi Route Implementation Report
- King County West Seattle Terminal Siting Study
- Kitsap Transit Passenger-Only Ferry Business Plan
- Kitsap Transit Passenger-Only Ferry Long Range Strategy Ph. 1 & 2
- Lummi Island Ferry Level of Service (LOS) Analysis
- Pierce County Waterborne Transportation Study
- Port of Olympia Passenger Ferry Study
- PSRC 2008 Regional POF Study
- SECO Passenger Ferry Study
- Tacoma Fast Ferry Feasibility Study
- WSF Electrification Study
- WSF Fare Media Study
- WSF 2040 Long Range Plan

Regional Transportation Plans

- Island Access 2040
- North Sound Transportation Alliance 2019 Report: Accomplishments & Challenges for 2020
- Peninsula Regional Transportation Planning Organization: Regional Transportation Plan 2040
- PSRC Regional Transportation Plan
- PSRC VISION 2040
- PSRC VISION 2050 (draft)
- San Juan County Comprehensive Plan, Transportation Element
- Skagit 2040 Regional Transportation Plan
- Thurston Regional Planning Council What Moves You: Regional Transportation Plan
- Thurston Regional Planning Council What Moves You: Regional Transportation Plan Update
- Whatcom Mobility 2040



Identification of Regional Priorities – *draft for input*

Common Elements:

- Resiliency and preparedness
- Connectivity and system integration
- Environmental stewardship

Ferries: Increased passenger traffic where practical, improved connectivity to other modes

Transportation without Barriers: Meeting differing needs for differing age groups, language speakers, and incomes

Manage Traffic Congestion: Manage congestion with minimal road expansion



Transportation & Access to Healthcare:

Connecting people to needed services & appointments

Connectivity: Intercounty connections, mainland to islands, inter-island connections

Ferries: Variable congestion conditions, Increased passenger traffic, improved connectivity to other modes

POF Service Studies: Whidbey Island to Everett, Langley to Camano Island

Mitigate Traffic Congestion: Provide more options & increase system efficiency

Ferries: Existing POF service in Kitsap and King Counties.

POF Service Studies: Renton, Kenmore, Ballard, Des Moines, Tacoma, Olympia



Approach to Criteria Analysis – *draft for input*

Tier 1—focus on operational constraints (“fatal flaws”)

Confined waterways
Land use compatibility
Route length and speed requirements

Tier 2—Ranking “near to longer-term”

Should criteria be weighted?
Weighted and ranked based on regional priorities and high-level assessment.
Market overview
Route profile (high-level capital and operating costs)
Modal review (transit and parking opportunities)
Environmental review
Cultural review
Stakeholder and partner interest

Detailed route analysis—to identify nearer-term implementation potential.



We need your help!

- ✓ Are there any ferry studies or regional transportation plans we have missed that will help inform the study?
- ✓ Review our draft regional priorities and provide feedback that will help shape criteria review.
- ✓ Please periodically go to the webpage to stay up to date!
- ✓ Please share POF information with interested parties and alert us to opportunities to present or distribute information and gain feedback



Questions and For More Information

Please visit:

<https://www.psrc.org/our-work/puget-sound-passenger-only-ferry-study-underway>

Your input will strengthen this study. Please keep in touch through our listserv and the project website.

Please contact POF_Study@psrc.org to be added to the project stakeholder email list.

