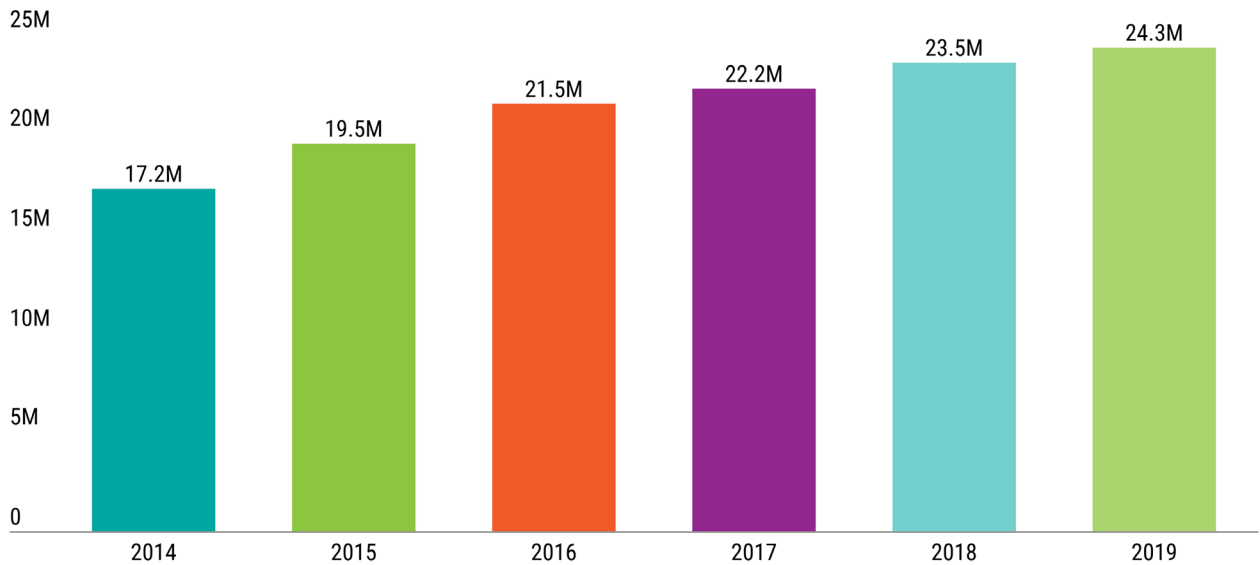


GROWTH CONTINUES AT SEA-TAC AIRPORT

Passenger travel through Seattle-Tacoma International Airport

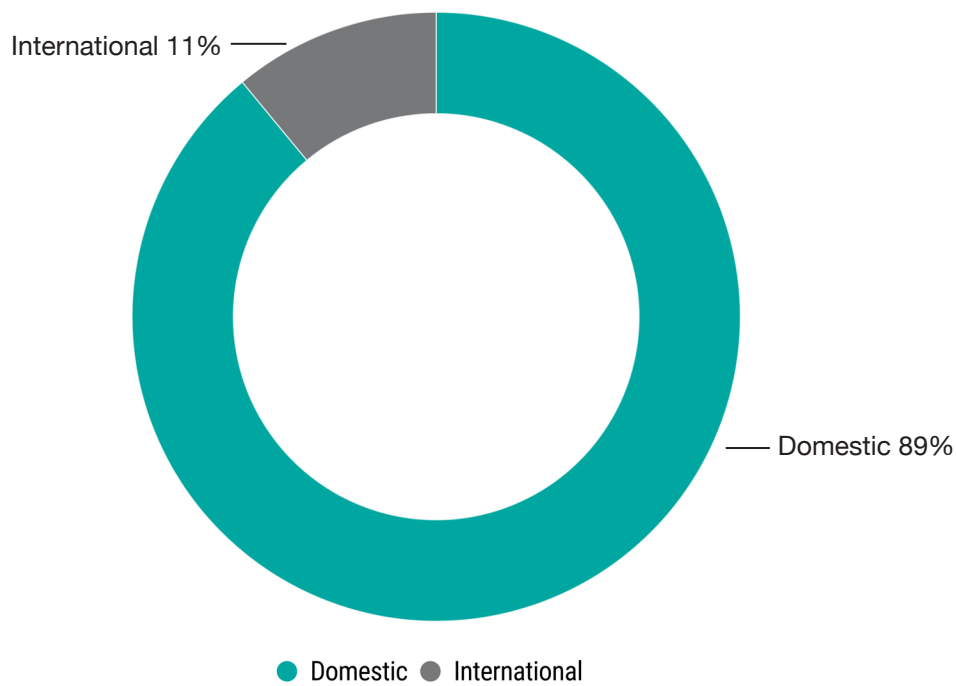
Passenger travel through Sea-Tac Airport continues to grow at a steady pace. Over 24 million passengers have passed through the airport in the first six months of the year, a 3.4% increase over the last year. Total passenger volumes passing through the airport from January through June of 2019 have increased 41% compared to passenger volumes in the first six months of 2014.

Total Passenger Boardings (January through June)



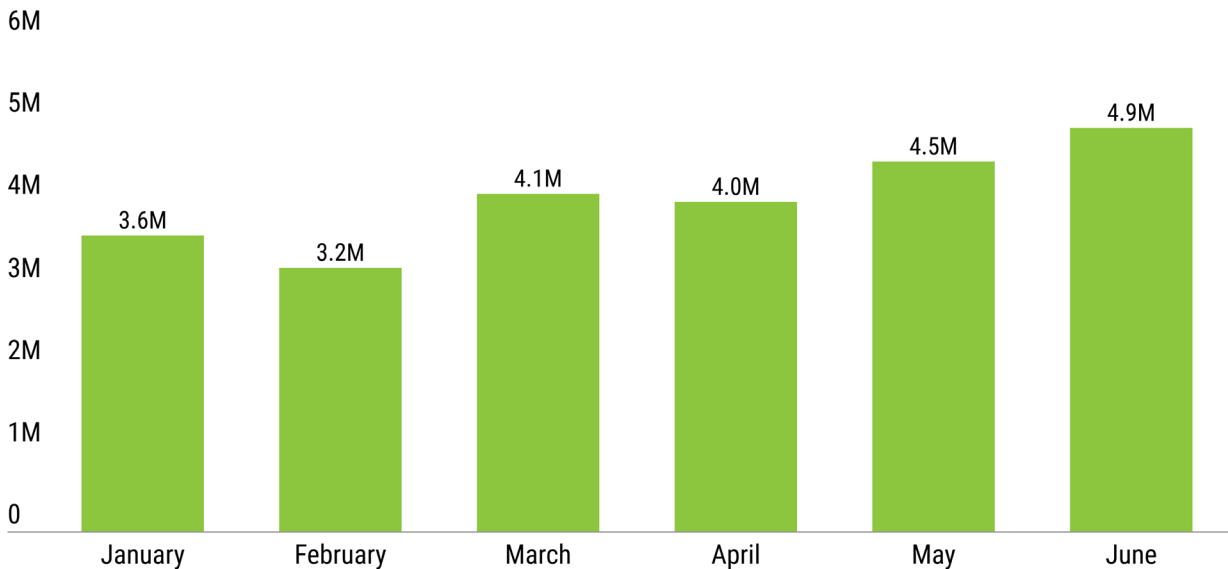
While domestic passengers form the major share (89%) of the passengers passing through Sea-Tac Airport, the share of international passengers has increased steeply over the years. Compared to 2014, the share of international passengers traveling through the airport in the first six months of the year has seen a 52% increase.

Share of Passenger Volumes (January through June 2019)



June has been the busiest month with over 4.9 million passengers and accounted for 20% of total passenger travel so far in 2019. The largest monthly gain in passenger travel occurred in January 2019, with a 6.4% increase compared to passenger volumes in January 2018.

Monthly Passenger Volumes (January through June 2019)

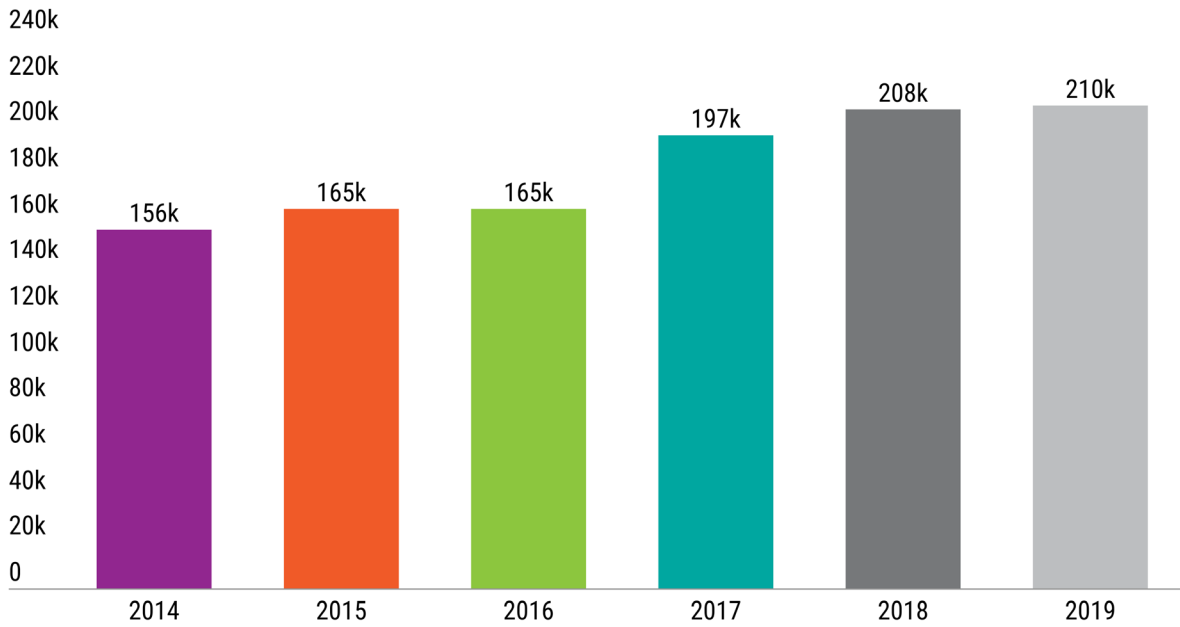


Air Cargo Trends

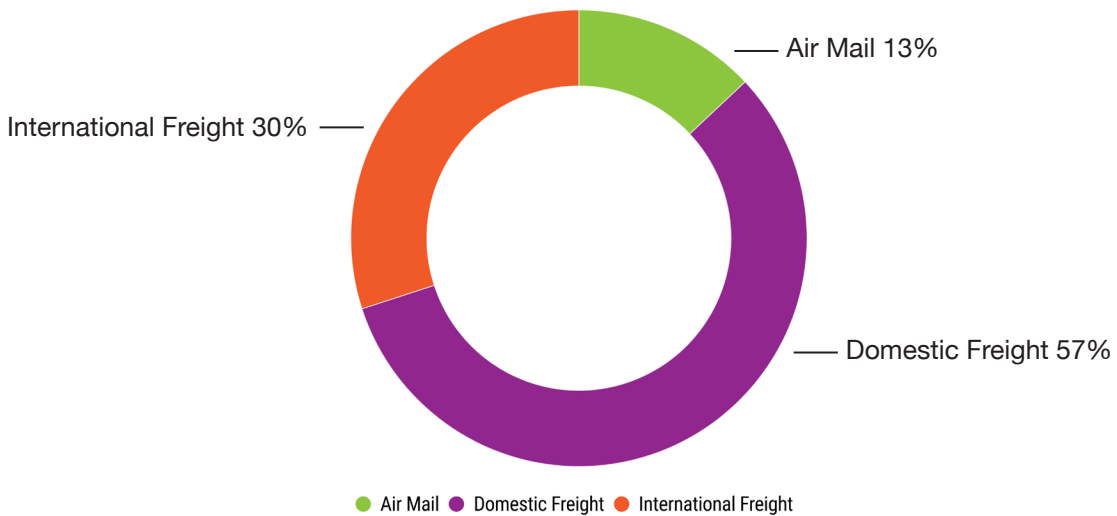
Over 210,000 metric tons of air cargo passed through the airport in the first six months of 2019. Compared to 2014, this represents a 34.5% increase in air cargo volumes. While air cargo volumes continue to rise, the growth isn't as steep as the growth seen in 2017, which saw a 20% increase over the previous year. June was the busiest month for air cargo movement as well, accounting for 19% of the total tonnage in 2018.

Domestic air freight continues to form the bulk of air cargo movement at the airport. In the first six months of 2019, domestic air freight made up 56% of total air cargo movement, followed by international air freight at 30% and air mail at 13%.

Air Cargo Volumes (January through June)



Share of Air Cargo Volumes (January through June 2019)



What's next?

July and August are typically considered the busiest months at Sea-Tac Airport. This Trend will next be updated in October and will cover passenger and cargo movement through the first three quarters of 2018, along with a comparison of activity across airports in the country.

Data Source: Port of Seattle Airport Statistics, Passenger, Cargo and Operations Monthly Summary, <https://www.portseattle.org/page/airport-statistics>